



## SSCT24V11D2

1-line Uni-directional Micro Packaged TVS Diode

### ● Description

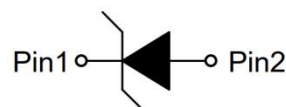
The SSCT24V11D2 is an uni-directional high power TVS diode, utilizing leading monolithic silicon technology to provide fast response time and low ESD clamping voltage, making this device an ideal solution for protecting voltage sensitive data and power line. It complies with the IEC 61000-4-2 (ESD) with  $\pm 30\text{kV}$  air and  $\pm 30\text{kV}$  contact discharge. It is assembled into an ultra-small lead-free SOD-323 package.

The small size and high ESD surge protection make SSCT24V11D2 an ideal choice to protect cell phone, digital cameras, audio players and many other portable applications.

### ● PIN configuration



**SOD-323**



**Circuit Diagram**



**Marking (Top View)**

### ● Feature

- ✧ 2800W peak pulse power ( $t_P = 8/20\mu\text{s}$ )
- ✧ SOD-323 Package
- ✧ Working voltage: 24V
- ✧ Low clamping voltage
- ✧ Low capacitance
- ✧ Low leakage current
- ✧ Response Time is  $< 1\text{ ns}$
- ✧ RoHS compliant
- ✧ Complies with following standards:
  - IEC 61000-4-2 (ESD) immunity test
    - Air discharge:  $\pm 30\text{kV}$
    - Contact discharge:  $\pm 30\text{kV}$
  - IEC61000-4-5 (Surge) 80A (8/20 $\mu\text{s}$ )

### ● Applications

- ✧ Power Line
- ✧ Serial and Parallel Ports
- ✧ Notebooks, Desktops, Servers
- ✧ Projection TV
- ✧ Cellular handsets and accessories
- ✧ Portable instrumentation
- ✧ Peripherals

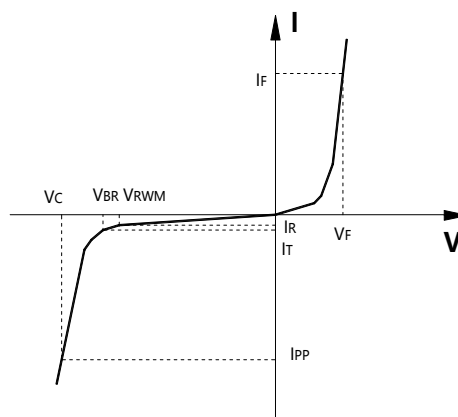
### ● Mechanical data

- ✧ Lead finish: 100% matte Sn (Tin)
- ✧ Mounting position: Any
- ✧ Qualified max reflow temperature:  $260^\circ\text{C}$
- ✧ Device meets MSL 3 requirements
- ✧ Pure tin plating:  $7 \sim 17\text{ }\mu\text{m}$
- ✧ Pin flatness:  $\leq 3\text{mil}$



## ● Electronic Parameter

Symbol	Parameter
$V_{RWM}$	Peak Reverse Working Voltage
$I_R$	Reverse Leakage Current @ $V_{RWM}$
$V_{BR}$	Breakdown Voltage @ $I_T$
$I_T$	Test Current
$I_{PP}$	Maximum Reverse Peak Pulse Current
$V_C$	Clamping Voltage @ $I_{PP}$
$P_{PP}$	Peak Pulse Power
$C_J$	Junction Capacitance



## ● Absolute maximum rating ( $T_A=25^{\circ}\text{C}$ unless otherwise noted)

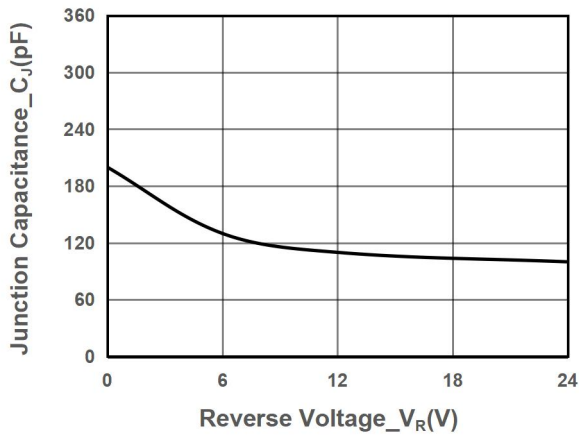
Parameter	Symbol	Value	Unit
Peak Pulse Power (8/20us)	$P_{PP}$	2800	W
Peak Pulse Current (8/20us)	$I_{PP}$	80	A
ESD Rating per IEC61000-4-2: Contact Air	$V_{ESD}$	30 30	kV
Storage Temperature	$T_{STG}$	-55/+150	$^{\circ}\text{C}$
Operating Temperature	$T_J$	-55/+125	$^{\circ}\text{C}$

## ● Electrical Characteristics ( $T_A=25^{\circ}\text{C}$ unless otherwise noted)

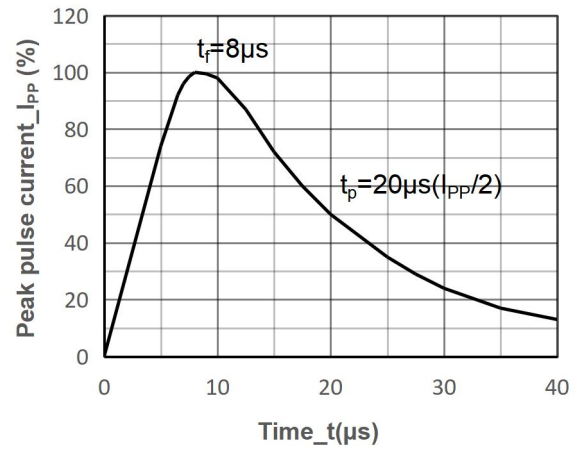
Parameter	Symbol	Conditions	Min.	Typ.	Max.	Unit
Peak Reverse Working Voltage	$V_{RWM}$				24	V
Breakdown Voltage	$V_{BR}$	$I_T = 1\text{mA}$	26.7			V
Reverse Leakage Current	$I_R$	$V_{RWM} = 24\text{V}$			0.2	$\mu\text{A}$
Clamping Voltage	$V_C$	$I_{PP} = 10\text{A}$ , $t_P = 8/20\mu\text{s}$			29	V
Clamping Voltage	$V_C$	$I_{PP} = 80\text{A}$ , $t_P = 8/20\mu\text{s}$		28	35	V
Junction Capacitance	$C_J$	$V_R = 0\text{V}$ , $f = 1\text{MHz}$		200	300	pF



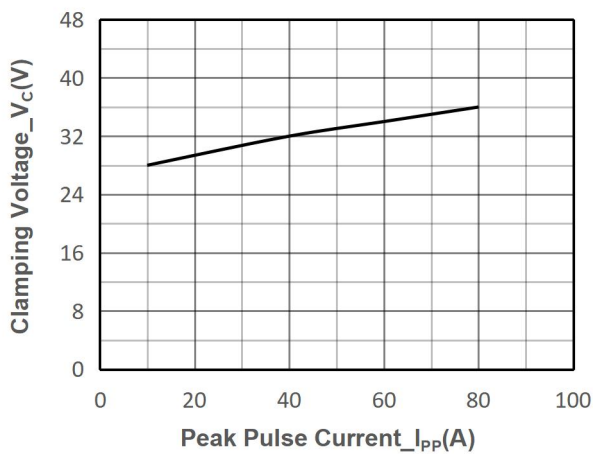
- Typical Performance Characteristics ( $T_A=25^{\circ}\text{C}$  unless otherwise noted)



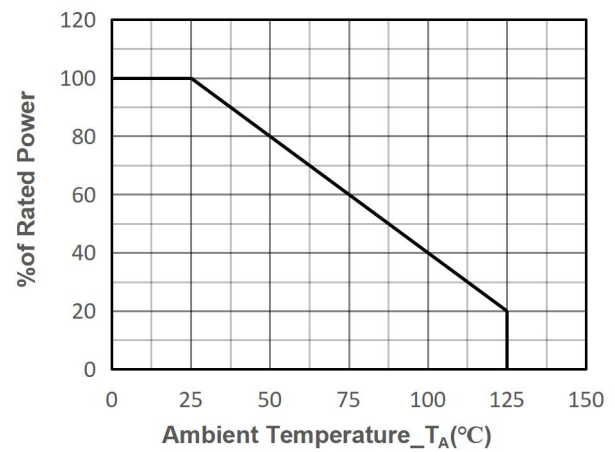
Junction Capacitance vs. Reverse Voltage



8/20 $\mu\text{s}$  Pulse Waveform



Clamping Voltage vs. Peak Pulse Current



Power derating vs. Ambient temperature



## ● Package Information

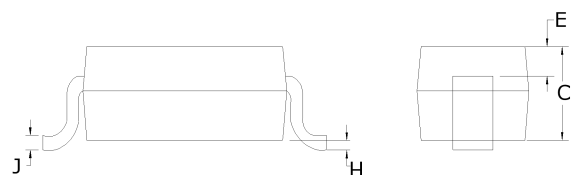
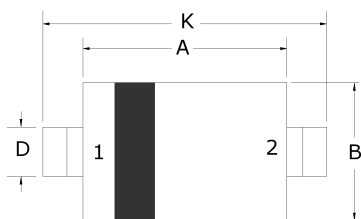
### Ordering Information

Device	Package	Qty per Reel	Reel Size
SSCT24V11D2	SOD-323	3000	7 Inch

### Mechanical Data

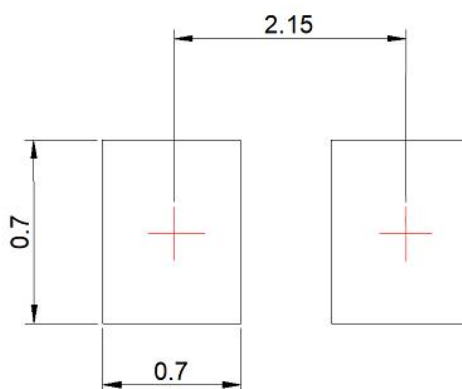
Case: SOD-323

Case Material: Molded Plastic. UL Flammability



Dim	Millimeters	
	Min	Max
A	1.60	1.80
B	1.2	1.40
C	0.80	0.90
D	0.25	0.35
E	0.15REF	
H	0	0.10
J	0.08	0.15
K	2.50	2.70

### Recommended Pad outline (Unit: mm)





## DISCLAIMER

SSCSEMI RESERVES THE RIGHT TO MAKE CHANGES WITHOUT FURTHER NOTICE TO ANY PRODUCTS HEREIN TO IMPROVE RELIABILITY, FUNCTION OR DESIGN. SSCSEMI DOES NOT ASSUME ANY LIABILITY ARISING OUT OF THE APPLICATION OR USE OF ANY PRODUCT OR CIRCUIT DESCRIBED HEREIN; NEITHER DOES IT CONVEY ANY LICENCE UNDER ITS PATENT RIGHTS, NOR THE RIGHTS OF OTHERS.

THE GRAPHS PROVIDED IN THIS DOCUMENT ARE STATISTICAL SUMMARIES BASED ON A LIMITED NUMBER OF SAMPLES AND ARE PROVIDED FOR INFORMATIONAL PURPOSE ONLY. THE PERFORMANCE CHARACTERISTICS LISTED IN THEM ARE NOT TESTED OR GUARANTEED. IN SOME GRAPHS, THE DATA PRESENTED MAY BE OUTSIDE THE SPECIFIED OPERATING RANGE (E.G. OUTSIDE SPECIFIED POWER SUPPLY RANGE) AND THEREFORE OUTSIDE THE WARRANTED RANGE.

OUR PRODUCT SPECIFICATIONS ARE ONLY VALID IF OBTAINED THROUGH THE COMPANY'S OFFICIAL WEBSITE, CRM SYSTEM, OR OUR SALES PERSONNEL CHANNELS. IF CHANGES OR SPECIAL VERSIONS ARE INVOLVED, THEY MUST BE STAMPED WITH A QUALITY SEAL AND MARKED WITH A SPECIAL VERSION NUMBER TO BE VALID.